

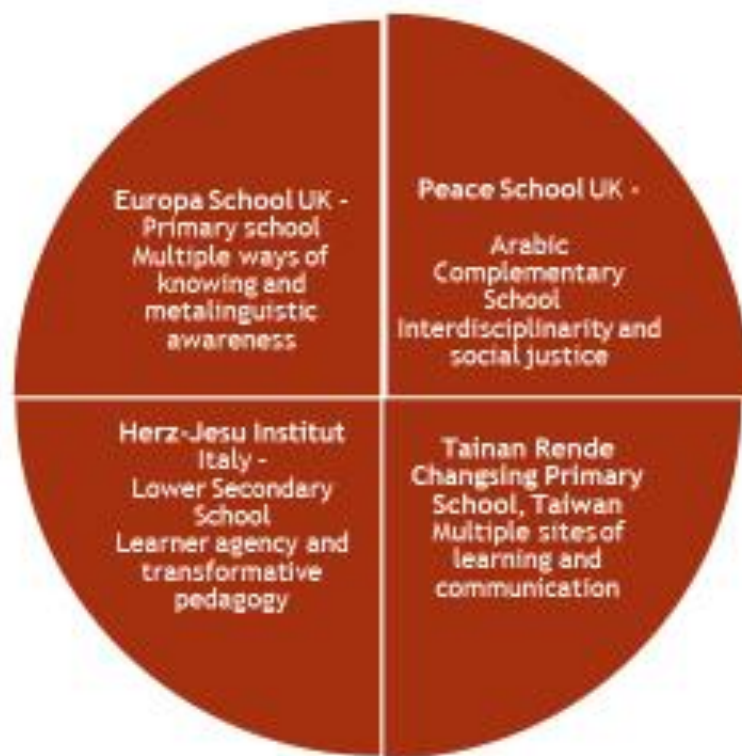



Critical Connections: Multilingual Digital Storytelling Project

Professor Vicky Macleroy, Dr Jim Anderson, Dr Yu-Chiao Chung, Dr Judith Rifesser

Workshop 2 - Pre-production (principles
into practice)

CC Principles into Practice:



Pre-Production: Sharing the journey of learning

How to successfully plan your project - learning from example.

Peace School, UK - Filmmaking Process, 2022

Year group – GCSE and Advanced Level students of Arabic

The film is about the process that students went through to try to help the community they live in and to explore what is happening on our planet and the environmental crisis. The film shows how they contacted different organisations that are working against climate change and how they could get involved.

<https://goldsmithsmdst.com/peace-school-uk-filmmaking/>

K'Sirs International School, India - Filmmaking Process, 2022

Year group - Years 10 and 11

The film is about prejudice faced by menstruating individuals due to the prevalent stigma undermining the dignity and rights of almost half the world's population. It's time for us to break the silence. Initiating local actions can also prove to make a world of difference.

<https://goldsmithsmdst.com/ksirs-international-school-india-filmmaking-process/>

I agree.

I disagree.

Pre-Production: Voicing one's opinion

What's your favourite film?

My favourite film is.... because.../although the film is...

a little
quite
very
extremely

funny
crazy
scary
exciting
cool
sad

and
but

I like...

... the actors
... the story
... the music
... everything

because...
due to...
although...




@Herz-Jesu Institut Mühlbach, Italy.

Pre-Production: Exploring emotions

How are you today?


Practise different emotions with your partner. One person **sketches** a facial expression, the other guesses what emotion is expressed.



Piercy, H. (2013) *Animation Handbook*. London: Walker Books Ltd

Pre-Production: Exploring Sound

Practise different sounds with your partner. One person **sketches** a sound, the other one guesses what the sound is.




Piercy, H. (2013) *Animation Handbook*. London: Walker Books Ltd

Pre-Production: Exploring Sound: Part 1



- 1) Sit down somewhere. We are continuously surrounded by sounds and noises, even in a quiet environment.
- 2) Listen carefully to the sounds and noises in your environment. Can you name five different noises/sounds?
- 3) Have a listen ([click here](#)). Can you identify these sounds/noises? Try to record different noises/sounds in your environment. Play them back. How could you enhance the quality of the sounds/noises? Ask a peer to identify the sounds/noises you recorded.
- 4) Have you ever heard of “white noise”? Find out more.

Pre-Production: Exploring Sound: Part 2



In order to enhance the quality of a voice recording, it is important to avoid too many other competing noises/sounds.

Duvet covers and pillows help reduce competing noises and sounds.


Try to record your voice, sharing what you like most about your favourite film character.

Pre-Production: Exploring Sound: Part 3



- 1) Watch a scene from your favourite film (2 minutes).
- 2) Note down all the sounds and noises you hear, including any nondiegetic sounds (those are sounds, like music or a voice over, that originate outside the world of the film characters) and diegetic sounds (those come from within the world of the film characters).
- 3) Now watch the scene again but switch off the sound. How does the scene feel now? What do you notice?

Pre-Production: Exploring Sound: Part 4



When producing a film, make sure that you choose any music you might use wisely.

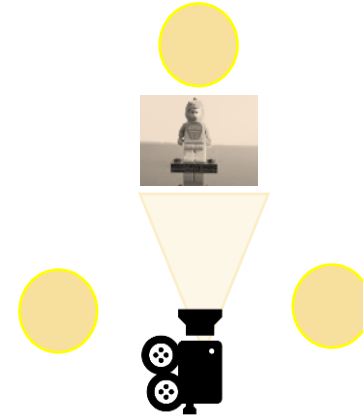
Like any images that you might use, music is subject to copyright.

You can write your own piece of music and record it, or you might like to find a piece of royalty free music. See for example here: [bensound.com](https://www.bensound.com)

Pre-Production: Lighting: Three-Point Lighting



- a) key light**
- b) fill light**
- c) back light**



Lighting is an important aspect of filmmaking.

1) Play with light. Take a few shots from different places in the room and watch how light and shadows change, depending on where you stand in the room and where the light falls.

2) Then try to set up the following three light points, as in the picture. This is called “Three-Point-Lighting and is a traditional method, providing an ideal way of lighting. Which one is which?

S3) Switch them off one by one, taking different pictures to see the difference.

Pre-Production: Exploring content and the theme of 'Care, Community and Hope'

- Look at the 'Picture Books for Topics' resource created by Grit Bergner and select a picture book to focus on to discuss content and ideas. For example: Environment - 'Last Tree in the City'.
You can watch the following film that used this text:
Unser Planet, Unsere Stadt, Unser Baum: Our Planet, Our City, Our Tree - <https://vimeo.com/853962718>
- How are ideas around 'care, community and hope' represented in film shorts including animation? For example: 'Hopeworks/ All Short Films': <https://www.youtube.com/watch?v=JwOCqNjl-sc>
- Research local charities and organisations to develop ideas for activist citizenship in your local communities (Intercultural Citizenship Education and Civic Engagement). Fatima Khaled (Peace School, UK) adds this can lead to a genuine student-centred learning environment.
- Peter Lo (Fengshan Senior High School, Taiwan) encourages students to distil the essence of their entire narrative into one single sentence. This sentence serves as a guidance for making their film.

Pre-Production: Exploring Words - 'Three Words' Activity

Care, Community, Hope

'Three Words' activity	
Languages	
WORD 1	
Translation of word	
Transliteration of word (if required)	
Reason(s) for choice of translated word	
Other connections (e.g. a related image or phrase containing the word)	

Pre-Production: What makes a good film?

a) Find out more about these five elements. What do the terms mean and describe in a film?

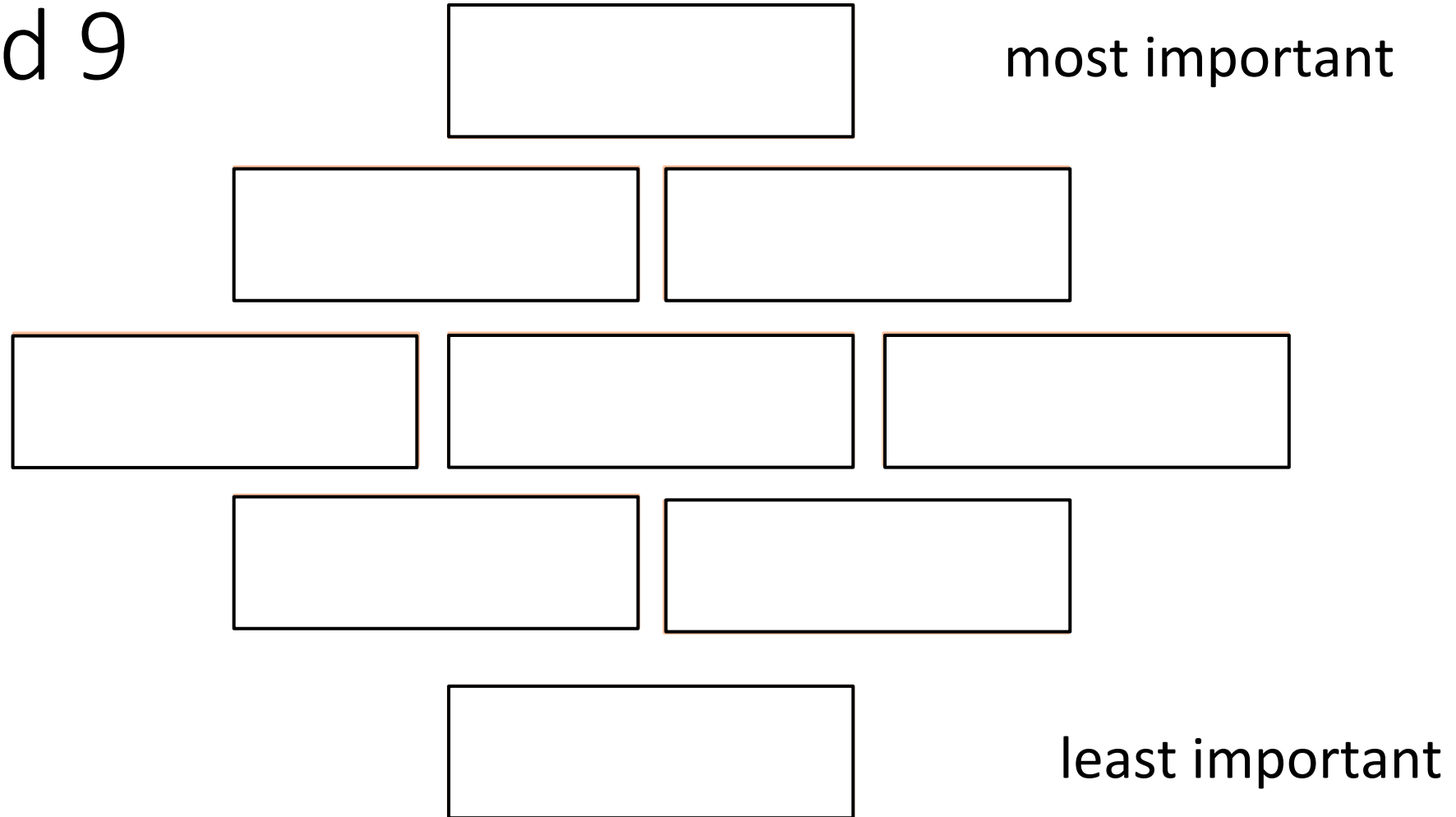
- 1) narrative
- 2) cinematography
- 3) sound
- 4) mise-en-scène
- 5) editing

b) Come up with four additional elements, e.g. lighting, characterisation, message, mood.

c) Rank the nine elements according to their importance for you (Diamond ranking, see next slide).

Pre-Production: Establishing Criteria

Diamond 9



Pre-Production: Establishing success criteria for multilingual digital storytelling (MDST)

- 1) Watch the following examples (on the next 3 slides) of successful multilingual digital stories that have been produced over the past 3 years by pupils as part of the Critical Connections Project.
- 2) Use the nine elements from the criteria you have established to provide feedback.
- 3) Also look at the student-generated criteria in the 'Handbook for Teachers' – style, language, context, culture, sound and music (Chapter 6, p. 59).

Pre-Production: Evaluating and reflecting on digital stories

Multilingual digital stories connected with the theme of care, community and hope.
What makes a good digital story?

Our Planet Films, 2021

Congratulations, you have won a sheep! - Egypt



The story started when one of the students won a sheep as a prize, but under one condition. He has to keep him where he lives on his planet and the sheep will have to make a difference. Where will the student keep the sheep and can an animal make a difference in a school?

<https://vimeo.com/594656985>

Pre-Production: Evaluating and reflecting on digital stories

Multilingual digital stories connected with the theme of care, community And hope. What makes a good digital story?

Our Planet Films, 2022

From My Window - UK



Class 5FE have written and recorded a song about both the world they can see and hear from their bedroom windows, and their accompanying dreams and fears about the current state of the planet. The film consists of the artwork and digital animations they made to illustrate their song. Their work initially focused on the environment, but gradually it evolved to incorporate their collective response to the Ukrainian crisis and to issues relating to social justice.

<https://vimeo.com/71986184>

Pre-Production: Evaluating and reflecting on digital stories

Multilingual digital stories connected with the theme of care, community and hope.
What makes a good digital story?

Our Planet Films, 2023

Warriors of Cameron - Malaysia



This film is about the journey of a plastic bottle which has been used and thrown away by a tourist. A group of indigenous students found the bottle near a village in the Cameron Highlands, Malaysia. Cameron Highlands is a popular tourist destination known for its natural beauty. However, they have faced garbage pollution in the area. The indigenous community is concerned about the impact of garbage pollution. A team known as Eco Pahlawan helped the indigenous students to clean their area and made hand-made crafts using recycled materials. At the end, the village leader praised and thanked the team for their contribution to cleanliness.

<https://vimeo.com/853980527>

Pre-Production: Student-generated criteria for MDST

What makes a good multilingual digital story on the theme 'Care, Community and Hope'? Students create a list of criteria for making their digital story.

'I find this activity to be both valuable and essential as it enhances students' appreciation for high-quality filmmaking. Drawing from my own experiences, I've noticed that students can at times become overly absorbed in the technical techniques of filmmaking, which somewhat overshadows the importance of mastering the art of storytelling and effectively communicating their intended messages' (Feedback, Peter Lo, Fengshan Senior High School, Taiwan).